

NEW DESIGN IN PROGRESS  
CALL FOR AVAILABILITY



**FRONT ELEVATION - C**

© 2001-2020 GARRELL ASSOCIATES, INC.

**AUTUMN WOOD FARMHOUSE C**

PLAN #20092

WIDTH 74'-6"

DEPTH 74'-6" (HOUSE 62'-6")

FOUNDATION: BASEMENT

2,080 SQ.FT.  
24'4" RIDGE HGT.

**GARRELL** 

ASSOCIATES INC.

6801 PARKWAY NORTH BLVD., SUITE D  
CUMMING, GA 30046  
TEL.(770)-814-8888 FAX(770)-814-8848  
WWW.GARRELLASSOCIATES.COM

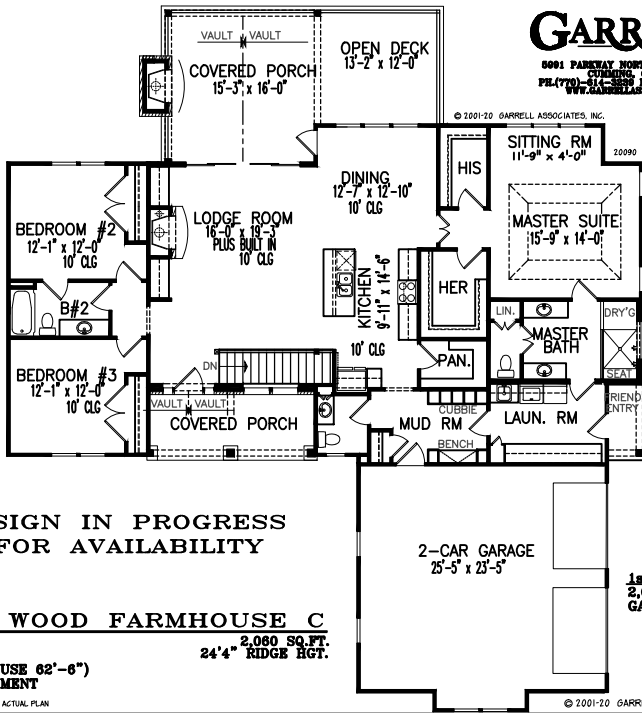
ARTIST'S CONCEPTION MAY VARY FROM ACTUAL PLAN

© 2001-20 GARRELL ASSOCIATES, INC.

# GARRELL

ASSOCIATES INC.  
6001 PARKWAY NORTH BLVD., SUITE D  
CUMING, GA 30048  
PH.(770) 614-5899 FAX.(770) 614-5048  
WWW.GARRELLASSOCIATES.COM

© 2001-20 GARRELL ASSOCIATES, INC.



NEW DESIGN IN PROGRESS  
CALL FOR AVAILABILITY

## AUTUMN WOOD FARMHOUSE C

PLAN #20092

WIDTH 74'-6"  
DEPTH 74'-6" (HOUSE 62'-6")

FOUNDATION: BASEMENT

2,060 SQ.FT.  
24'4" RIDGE HGT.

2-CAR GARAGE  
25'-5" x 23'-5"

1st FLOOR PLAN  
2,060 SQ.FT.  
GARAGE 640 SQ.FT.

ARTIST'S CONCEPTION MAY VARY FROM ACTUAL PLAN

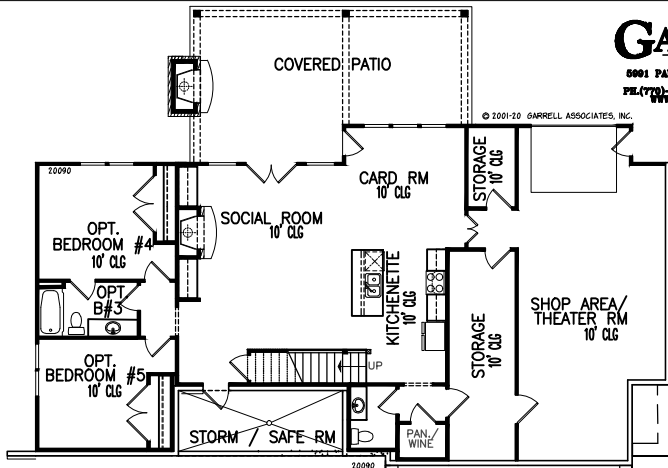
© 2001-20 GARRELL ASSOCIATES, INC.

# GARRELL

ASSOCIATES INC.

6001 PARKWAY NORTH BLVD., SUITE D  
CUMMING, GA 30040  
PH. (770) 514-8899 FAX (770) 514-5048  
WWW.GARRELLASSOCIATES.COM

© 2001-20 GARRELL ASSOCIATES, INC.



NEW DESIGN IN PROGRESS  
CALL FOR AVAILABILITY

## AUTUMN WOOD FARMHOUSE C

PLAN #20092

WIDTH 74'-6"

DEPTH 74'-6" (HOUSE 62'-6")

FOUNDATION: BASEMENT

2,060 SQ.FT.

24'4" RIDGE HGT.

GARAGE SLAB ABOVE

### TERRACE FLOOR PLAN

797 SQ.FT.

OPT. LOWER 445 SQ.FT.

SHOP/STORAGE 724 SQ.FT.

ARTIST'S CONCEPTION MAY VARY FROM ACTUAL PLAN

© 2001-20 GARRELL ASSOCIATES, INC.

NEW DESIGN IN PROGRESS  
CALL FOR AVAILABILITY



FRONT ELEVATION C

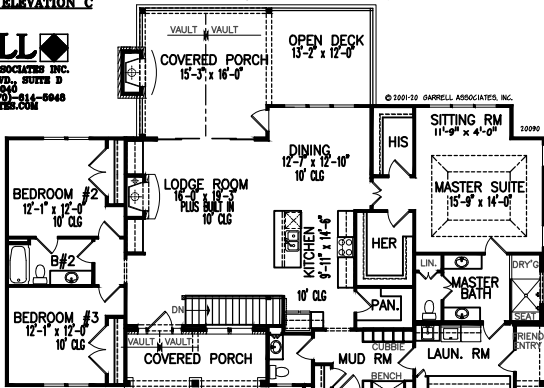
© 2001-2020 GARRELL ASSOCIATES, INC.

**GARRELL** 

ASSOCIATES INC.

5901 PARKWAY NORTH BLVD., SUITE D  
CYRUSVILLE, GA 30046  
PH. (770) 814-3559 FAX (770) 814-5046  
WWW.GARRELLASSOCIATES.COM

© 2001-20 GARRELL ASSOCIATES, INC.



**1st FLOOR PLAN**  
2,060 SQ.FT.  
GARAGE 640 SQ.FT.

2-CAR GARAGE  
25'-5" x 23'-5"

**AUTUMN WOOD FARMHOUSE C**

PLAN #20092

WIDTH 74'-6"

DEPTH 74'-6" (HOUSE 62'-6")

FOUNDATION: BASEMENT

24'4" 2,060 SQ.FT.  
RIDGE HGT.

ARTIST'S CONCEPTION MAY VARY FROM ACTUAL PLAN

© 2001-20 GARRELL ASSOCIATES, INC.

NEW DESIGN IN PROGRESS  
CALL FOR AVAILABILITY

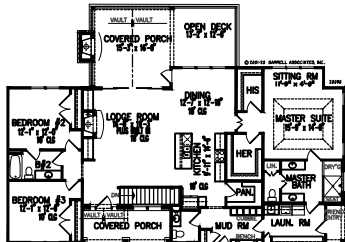


FRONT ELEVATION C

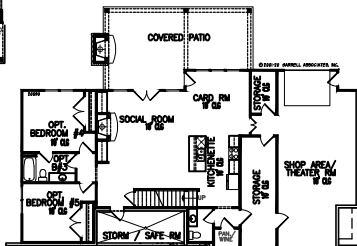
© 2001-2020 GARRELL ASSOCIATES, INC.

**GARRELL** 

ASSOCIATES INC.  
5001 PARKWAY NORTH BLDG. SUITE D  
CUMMING, GA 30046  
PH (770) 814-3225 FAX (770) 814-6048  
WWW.GARRELLASSOCIATES.COM



**1st FLOOR PLAN**  
2,060 SQ.FT.  
GARAGE 640 SQ.FT.



**TERRACE FLOOR PLAN**  
797 SQ.FT.  
OPT. LOWER 445 SQ.FT.  
SHOP/STORAGE 724 SQ.FT.

**AUTUMN WOOD FARMHOUSE C**

PLAN #20092  
WIDTH 74'-6"  
DEPTH 74'-6" (HOUSE 62'-6")  
FOUNDATION: BASEMENT

2,060 SQ.FT.  
24" RIDGE HGT.

ARTIST'S CONCEPTION MAY VARY FROM ACTUAL PLAN

© 2001-20 GARRELL ASSOCIATES, INC.