




© Copyright 2008, Garrell Associates, Inc.

THE EDENCREST MANOR

PLAN #07424 5,638 SQ. FT.
WIDTH 111'-5"
DEPTH 99'-2"
FOUNDATION: BASEMENT

ARTIST'S CONCEPTION MAY VARY FROM ACTUAL PLAN

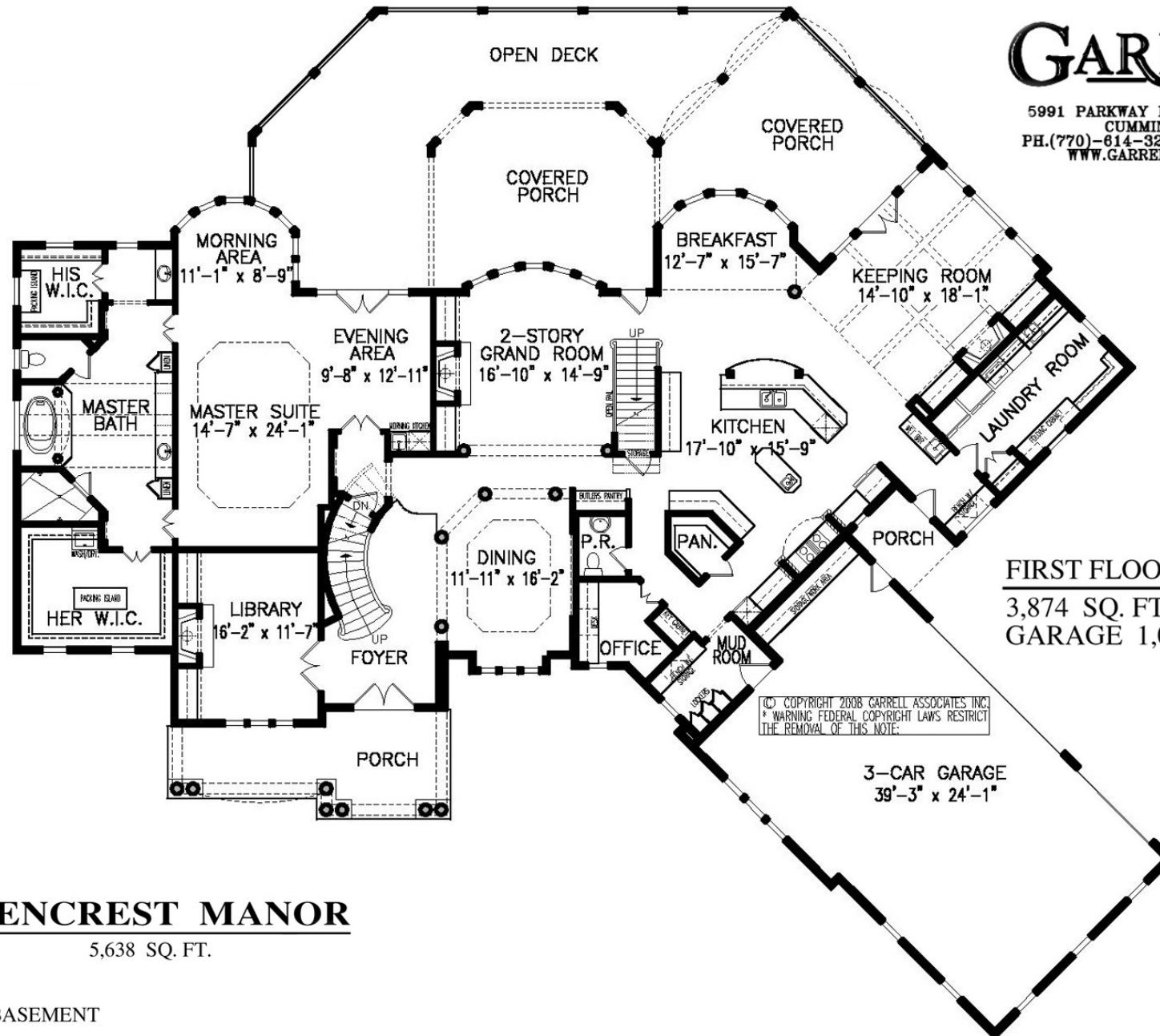
Copyright 2008, Garrell Associates, Inc.

GARRELL 
ASSOCIATES INC.
5991 PARKWAY NORTH BLVD., SUITE D
CUMMING, GA 30040
PH.(770)-614-3239 FAX(770)-614-5948
WWW.GARRELLASSOCIATES.COM

GARRELL

ASSOCIATES INC.

5991 PARKWAY NORTH BLVD., SUITE D
CUMMING, GA 30040
PH.(770)-614-3239 FAX(770)-614-5948
WWW.GARRELLASSOCIATES.COM



FIRST FLOOR PLAN
3,874 SQ. FT.
GARAGE 1,024 SQ. FT.

THE EDENCREST MANOR

PLAN #07424 5,638 SQ. FT.
WIDTH 111'-5"
DEPTH 99'-2"
FOUNDATION: BASEMENT

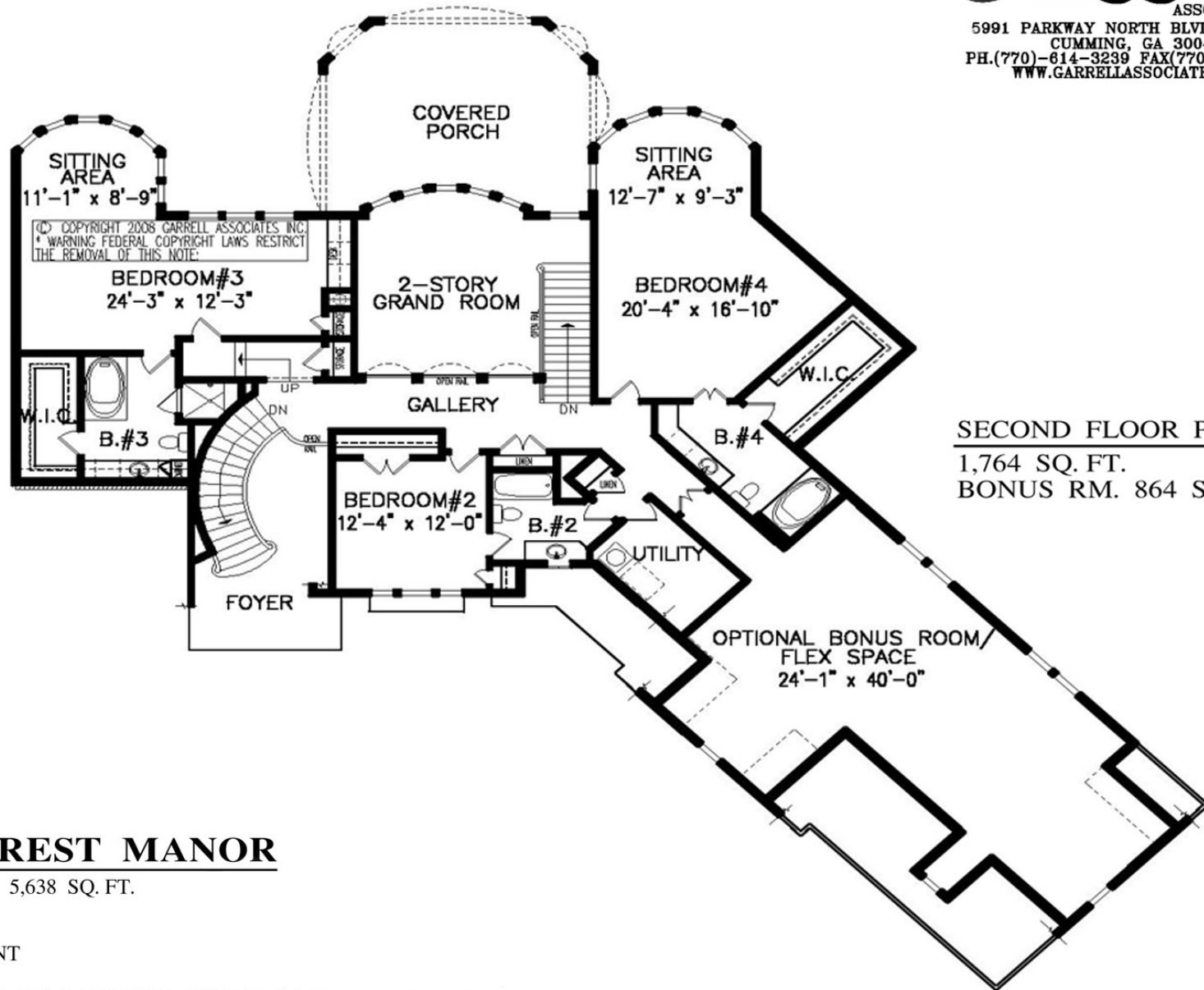
ARTIST'S CONCEPTION MAY VARY FROM ACTUAL PLAN

Copyright 2008, Garrell Associates, Inc.

GARRELL

ASSOCIATES INC.

5991 PARKWAY NORTH BLVD., SUITE D
CUMMING, GA 30040
PH.(770)-614-3239 FAX(770)-614-5948
WWW.GARRELLASSOCIATES.COM



SECOND FLOOR PLAN
1,764 SQ. FT.
BONUS RM. 864 SQ. FT.

THE EDENCREST MANOR

PLAN #07424 5,638 SQ. FT.
WIDTH 111'-5"
DEPTH 99'-2"
FOUNDATION: BASEMENT

ARTIST'S CONCEPTION MAY VARY FROM ACTUAL PLAN :

Copyright 2008, Garrell Associates, Inc.